



Respect, Belonging and Fun Engaged Learning

Leadership News

Dear Families,

Student leadership happens in lots of different ways at The Pines School. In classrooms teachers provide opportunities for students to develop leadership skills every day. The Pines also develops student leadership skills through the SRC (Student Representative Council). This year, some students are also working with Miss Sonia M on becoming learning designers. This involves students finding out about how students learn and helping to make decisions about teaching and learning. This helps students and teachers learn from each other in lots of different ways to improve learning here at The Pines.

Riding bikes to school

It is great to see students keeping active by riding their bike to school. Please remind your child about riding responsibly in and around the school gates. Students must walk their bikes when on school grounds, including on the oval. It is also important to ride extra carefully around the school when there are lots of people, especially just after the bell goes.



Sun Smart at The Pines School

Students do not need to wear hats during play time at school from this week up to Week 5, Term 3. Hats may still be worn if wanted.



Dates to Remember

Term 2

Week 7

8th June

**Queen's Birthday
Public Holiday**

Week 8

17th June

Governing Council
Meeting

Week 10

29th June

NAIDOC Week

Principal
Mrs Cherie Collings

Deputy Principal
Mr Sam Konnis

The Pines School
P.O. Box 576
SALISBURY SOUTH SA 5106

Phone: 8281 2199
Fax: 8281 5858

E-mail:
dl.1777.info@schools.sa.edu.au
Web: www.thepines.sa.edu.au

Learning happens in the school yard every day!

A lot of students have been playing in the sandpit this term. It has been great to see students from different classes working and helping each other in the sandpit. Students have been very creative and persistent with their sand creations throughout the term. This has included lots of building, digging and making stories to go with their sandy creations.

Here is some sandpit news from students in Room 23 and Room 24.

We made a big castle. The castle had 4 main areas. These were the castles at the top where the village gets water. We had a village that was made of sand and had little houses and trees around the castle. Then a hole where the village stored water. There were a lot of students working on this from Rooms 23 and 24. We were working together well. We fixed it at the start of each day together.

Jamie, Room 23

We made plumbing for all the water to gush down to all the different parts of the castle. We made a bridge with pipes for the water to flow along.

Charlie, Room 23

I enjoyed how we all did the different parts of the sand castle. Mostly we had about 10 or more people helping. Kids from other classes helped build it. We thought of making a waterfall going down the castle. Then we made about 4 or 5 waterfalls going down the castle. We also made sand stronger by adding water from bottles and sometimes when it rained we used that water to help construct parts of the castle. Then we thought we could make wall barricades to stop the water from going out of the village. Some of us thought we could make plumbing so that the village would always be able to get water easily.

Liam C, Room 24

We also dug a massive hole and a wide tunnel going down to other holes that other students playing in the sandpit also made. We were thrilled that we did such a good job in just a few days!

Joel, Room 23



Nature at The Pines

Our school has lots of gardens. These support students to learn about nature first hand every day. This term, students have been noticing the Monarch butterflies and caterpillars on the bushes around the school yard. Here is some news about them from students in Room 30.

At our school we saw some caterpillars, butterflies and chrysalis. Some of the chrysalis are different because some are green and others are brown. The brown ones are older than the green ones. You can tell the brown ones are older because they are darker and you can see lines of the new butterfly's wings. The green one is just green. When the caterpillars emerge from the chrysalis their wings are crinkled up so they can't fly right away because they were just all wrapped up in the chrysalis.

We are wondering about

How a whole butterfly fits in a chrysalis?


How fast can a butterfly fly?

How long does a caterpillar stay in a chrysalis?

How does a caterpillar breathe in its chrysalis?

How does a caterpillar know when to form a chrysalis?

By Ben & Chelsea from Room30



COCO the catterpillar
COCO is a catterpillar. Coco
Wants to fly. He Has dreamt
about it forever because his
mum and dad can fly and
they have pretty wings. COCO
doesn't know but they
are actually butterflies. He
thinks that only some
catterpillars can turn into a
butterfly. COCO kept getting
bigger and bigger. Then he
made himself a chrysalis.
He fell asleep inside it.
Then he turned into a
butterfly while asleep in the
chrysalis. He woke up and flew
away. "Stop!" He shouted his mum.
He didn't stop. He flew away
Happily. THE END

Adeline from Room 30 wrote this story about caterpillars and butterflies.



Room 4

In Mathematics we have been learning about position and movement. We listened to a story called Rosie's Walk and then went to the J.P. playground and explored language of location such as **'between'**; **'near'**; **'down'**; **'inside'**; **'through'** and many more .

We had a lot of fun!

Mrs. Moen and Mrs. Holyhrim




Maths Challenge

This week some students have been trying to solve this puzzle. Ella from Room 30 is the first student to solve the puzzle at our school. She used lots of persistence!

To solve the puzzle, you need to write the numbers 1 to 8 in the boxes so that no consecutive numbers are in boxes next to each other (including diagonally).

Eg. 5 and 6 can't be in a box next to each other.

Can someone in your family solve the puzzle?




Please hand in solutions to Miss Sonia M.



Languages Alive!

Experience the delights
of other languages and cultures




Languages Alive! is a program of engaging and interactive language and cultural experiences for R-7 students

Delivered by highly proficient speakers of the relevant language, the program will run during the July school holidays.

Workshops will explore a range of languages including Auslan, German, Hindi, Indonesian, Korean, Ngarrindjeri and Spanish.

 **Who**
Reception to year 7

 **When**
Tuesday 7 July
Wednesday 8 July
Thursday 9 July
Tuesday 14 July
Wednesday 15 July

 **Where**
School of Languages
255 Torrens Road, West Croydon

 **Cost**
\$10 per day
School card/Healthcare card holders FREE

Register online by 5 July

www.ticketebo.com.au/languagesalive



July 2020 Program

When?	Where?	What?
Tuesday 7 July 2020 9:30am (registration) 10:00am – 3:15pm	School of Languages 255 Torrens Road, WEST CROYDON	<ul style="list-style-type: none"> • Indonesian: Let's play with shadows • Jin-do Magic (Korean Native Dog) • Ngarrindjeri Cultural Experience
Wednesday 8 July 2020 9:30am (registration) 10:00am – 3:15pm	School of Languages 255 Torrens Road, WEST CROYDON	<ul style="list-style-type: none"> • Come and learn Auslan! • Die Schultüte (German Surprise!!) • Ngarrindjeri Natjis (Totems)
Thursday 9 July 2020 9:30am (registration) 10:00am – 3:15pm	School of Languages 255 Torrens Road, WEST CROYDON	<ul style="list-style-type: none"> • Auslan: Deaf Culture Experience • Korean Dances Moves! • Can you play Indonesian jump rope?
Tuesday 14 July 2020 9:30am (registration) 10:00am – 3:15pm	School of Languages 255 Torrens Road, WEST CROYDON	<ul style="list-style-type: none"> • German: Postcards from another time • Hindi: Experience incredible India! • Spanish: Hispanic Heritage Day
Wednesday 15 July 2020 9:30am (registration) 10:00am – 3:15pm	School of Languages 255 Torrens Road, WEST CROYDON	<ul style="list-style-type: none"> • Let's play games in Auslan! • Let's ride on an Indonesian ricksaw! • Ngarrindjeri: Miminis and Kornis Lakinlyeri (Girls and Boys)




Government of South Australia
 Department for Education

COMMUNITY NEWS

Free Parenting SA webinar

Handling sibling conflict proactively so they fight less and stay connected



Free parenting webinar

Are you tired of sorting out sibling conflict? Want better relationships and less stress in your family?

Register to hear Madhavi Nawana Parker talk about:

- why it is normal for siblings to fight
- how to reduce conflict by being proactive
- how conflict can be a chance to build children's skills and strengthen relationships
- keeping yourself calm and positive.

Register at

<https://handling-sibling-rivalry.eventbrite.com>

You will also receive a link to view the webinar recording after the event. This session is designed for parent/carers of children 4-12 years.



Madhavi Nawana Parker,
author, counsellor and Director of
Positive Minds Australia

© 2020 Positive Minds Australia

Tuesday 16 June

When: 7.00pm – SA, NT
7.30pm – Qld, NSW, Vic, ACT, Tas
6.15pm – Eucla
5.30pm – WA

Helping parents be their best



Government of
South Australia